

Day 1 Board report 21 February 2023

Data Date: 16/02/2023

Report Summary:

In the last 7 days, the number of Day 1 requirements marked complete has increased from 48 - 56 and the number nearing completion (<70% complete) has increased from 46 - 57.

The 8 Day 1 requirements completed this week cut across a number of themes including Corporate and Enabling, People, Place and the Fire Service.

The number of milestones completed has increased by 85 in the last week from 777 to 862. This represents 64.4% of the 1,337 programme milestones.

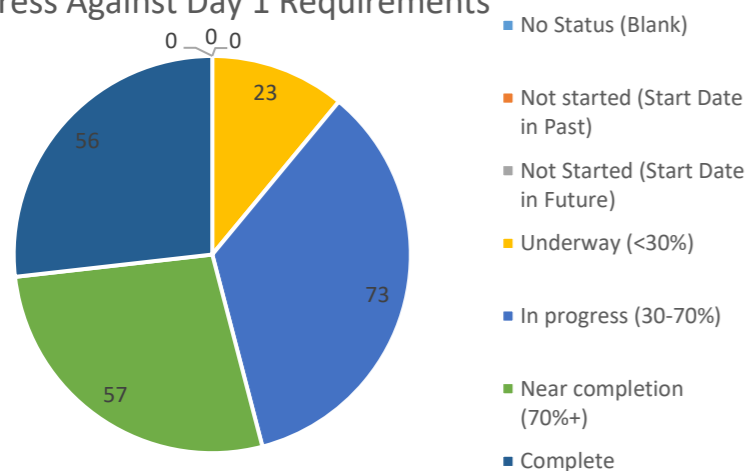
The number of milestones 'passed, but not complete' has decreased slightly from 69 to 63, almost 50% of the missed milestones are in the Fire theme area. These (along with all other milestones) were reviewed by Day 1 Board to ensure appropriate resource is in place to complete the activities in advance of Vesting Day.

The number of milestones 'flagged' as an area of concern has decreased very slightly from 10 to 9 in the last week, 4 of the 9 items flagged are in the People Theme where there are specific risks to highlight regarding the social care case management systems and recruitment to key posts required before Vesting Day.

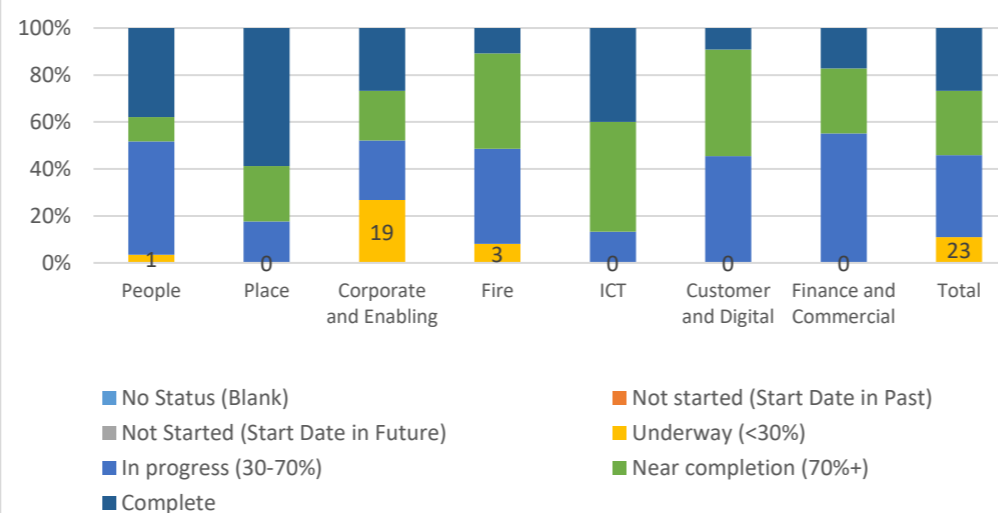
The number of milestones due to be completed in the next two weeks has increased significantly from 11 last week to 196 this week, as previously noted, this was forecast to increase as we approach March 2023.

Finally, a number of Day 1 requirements (3) and milestones (28) have been identified as requiring completion after Vesting Day. The activities identified will be considered by the Westmorland and Furness Board and the Cumberland Senior Leadership Team to ensure officers are in agreement that completion can take place after Vesting Day and to ensure an appropriate resources are in place to complete the necessary work.

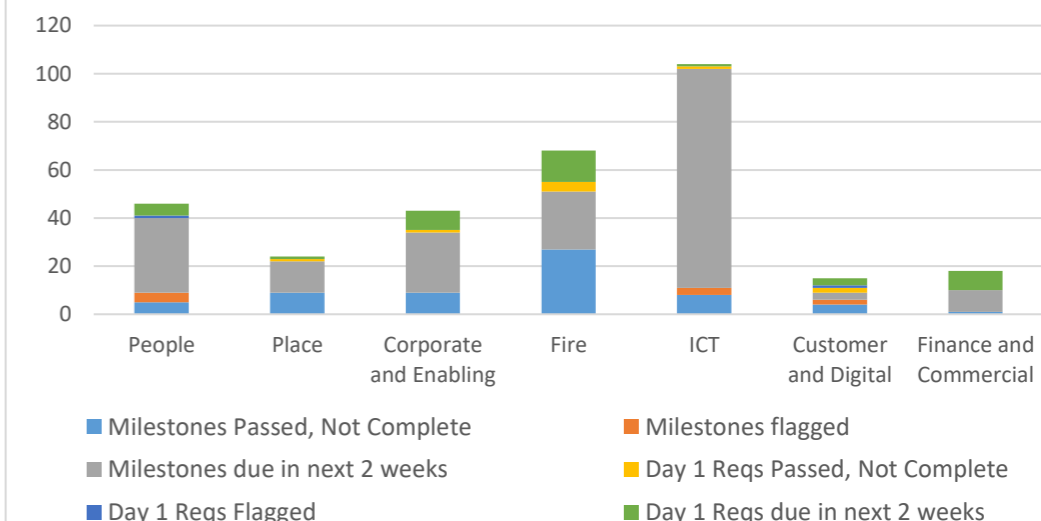
Progress Against Day 1 Requirements



Breakdown by Theme



Requirements and Milestones that are incomplete and due, flagged or upcoming



Day 1 requirements and milestone count

	People	Place	Corporate and Enabling	Fire	ICT	Customer and Digital	Finance and Commercial	Total
Day 1 requirements	29	18	72	37	16	11	29	212
L1 milestones	-	-	51	-	18	4	4	77
^L Or Fire Board	-	-	-	51	-	-	-	51
L2 milestones	14	7	61	24	125	10	3	244
L3 milestones	83	69	230	31	449	33	72	967
	97	76	342	106	592	47	79	1339

Day 1 requirements status updates

	People	Place	Corporate and Enabling	Fire	ICT	Customer and Digital	Finance and Commercial	Total
No Status (Blank)	0	0	0	0	0	0	0	0
Not started (Start Date in Past)	0	0	0	0	0	0	0	0
Not Started (Start Date in Future)	0	0	0	0	0	0	0	0
Underway (<30%)	1	0	19	3	0	0	0	23
In progress (30-70%)	14	3	18	15	2	5	16	73
Near completion (70%+)	3	4	15	15	7	5	8	57
Complete	11	10	19	4	6	1	5	56
Post-Day 1 Requirements	0	1	1	0	1	0	0	3
	29	17	71	37	15	11	29	209

Milestone & Day 1 Requirements Summary

	People	Place	Corporate and Enabling	Fire	ICT	Customer and Digital	Finance and Commercial	Total
Milestones Complete	49	37	242	38	418	34	44	862
Milestones Complete (%)	50.5%	48.7%	70.8%	35.8%	70.6%	72.3%	55.7%	64.4%
Milestones Passed, Not Complete	5	9	9	27	8	4	1	63
Milestones flagged	4	0	0	0	3	2	0	9
Milestones due in next 2 weeks	31	13	25	24	91	3	9	196
Post-Day 1 Milestones	4	8	7	6	8	0	2	35
Day 1 Reqs Passed, Not Complete	0	1	1	4	1	2	0	9
Day 1 Reqs Flagged	1	0	0	0	0	1	0	2
Day 1 Reqs due in next 2 weeks	5	1	8	13	1	3	8	39

Actions snapshot

<p>The Delivery plans include 4872 lines of data, of which:</p> <ul style="list-style-type: none"> 91.2% have an owner 90.7% have a start date 91.0% have an end date 95.9% have a status recorded 	<p>Of data marked as a Day 1 Requirement or a Milestone:</p> <ul style="list-style-type: none"> 100.0% have an owner 100.0% have a start date 100.0% have an end date 100.0% have a status recorded
--	---